



INSTALL CONFIDENCE



HIGH WALL INVERTER R-410A 60HZ

YHJ(K)E 12 to 24 ZJMEXCORX

A complete range from 3.5kW to 7.1kW

HIGH WALL INVERTER R-410A 60HZ

Indoor Unit

- Modern, compact design
- Efficient cooling/heating
- 4 way swing
- Activated carbon filter
- Golden Fin
- Hidden air outlet gap
- WIFI




Remote Control

- 4/5 operation modes
- Sleep mode and on/off timers
- Turbo cool/heat settings
- Large LCD screen
- IPX5 waterproof



Condensing Unit

- Fashion appearance
- Self-cleaning
- Golden Fin
- Leakage protection
- Convenient installation
- Easy maintenance



The YORK® line of High Wall Air Conditioners includes a wide range of sizes to give you more flexibility in your product offering. Each model is designed to provide comfort and efficiency, in an easy-to-operate unit and the sleek design fits a variety of spaces, whether it's in a home or office. Models meet the highest energy efficiency ratings, so less energy is consumed without sacrificing comfort and performance. Both the condensing and indoor units are engineered for quiet operation. And comfort control settings are easily changed with the touch of a button on the remote control.

Features and Benefits



Triple Inverter

Triple inverter compressor provides more comfortable indoor environment, higher performance in partial load and better heating performance in low ambient temperature.



R-410A

Environmentally-friendly refrigerant cools and heats more efficiently without destroying the ozone layer.



Turbo Mode

Provides quicker cooling/heating with one press of the remote button.



24-Hour Timer

Allows programmed start times up to 24 hours in advance for flexible and more convenient operation.



Multi-Speed Fan

Multi-speed fan helps satisfy various airflow requirements.



Self Diagnosis

Clearly displayed failure codes allow for quicker troubleshooting and easier maintenance.



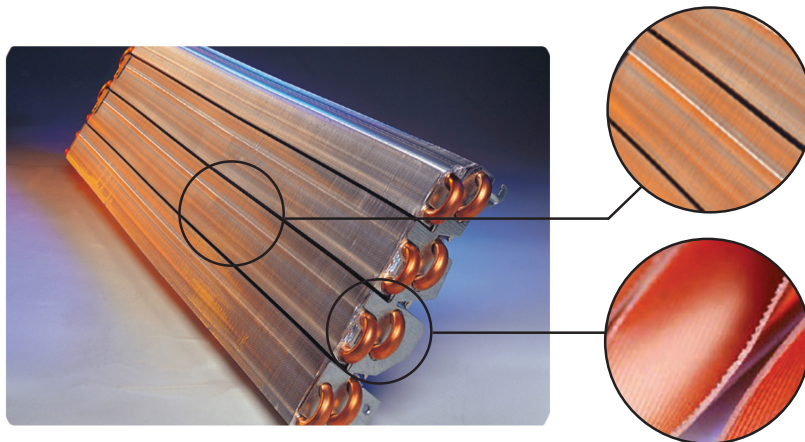
3-Minute Protection

A 3-minute delay before the compressor will restart helps avoid compressor damage and work time.



WIFI Control

Controls air conditioner with Smart phone or tablet through Internet.



Golden Fin

Hydrophilic aluminum evaporator fins resist water condensation, which reduces accumulation of dust particles and increases heat exchange efficiency.




Hidden air outlet gap 0.5mm → 0mm

Elegant appearance with hidden air outlet gap that prevents dust from entering through the aperture.

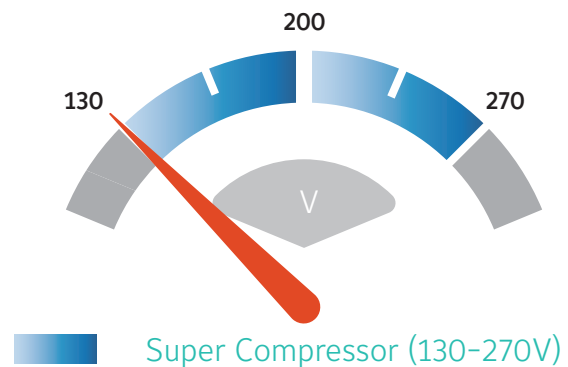

Japanese style, Visual thickness 145mm

The indoor unit design with the front and rear two-stage suspension, making the body floating gently on the wall.



High density filter Filter efficiency ↑ 20%

The fixed filter is strengthened, making it more suitable for air conditioner and avoiding dust.



HIGH WALL INVERTER R-410A 60HZ

Specification (Cooling Only Unit)

YORK Set Model			YHJE12ZJMEXCORX	YHJE18ZJMEXCORX	YHJE24ZJMEXCORX
YORK Outdoor Model			YHJE12YJMEXCO-X	YHJE18YJMEXCO-X	YHJE24YJMEXCO-X
YORK Indoor Model			YHJE12XJMEXC-RX	YHJE18XJMEXC-RX	YHJE24XJMEXC-RX
Power supply	V-Ph-Hz		208 230V-1-60Hz	208 230V-1-60Hz	208 230V-1-60Hz
Power supply by	Side		Outdoor	Outdoor	Outdoor
Cooling	Capacity(Min-Max)	Btu/h	12,000(1,535-12,966)	18,000(3400-19000)	24,000(4,000-24,300)
	Capacity (Min-Max)	W	3,517(450-3,800)	5,275(996-5,569)	7074(1,172-7,122)
	Power Input(Min-Max)	W	1080(150-1,165)	1,630(300-2,140)	1,980(390-2,770)
	Rated current(Min-Max)	A	5.1(0.7-5.8)	7(1.4-9.9)	9.5(1.8-12.8)
	EER	Btu/h-W	11.11	11.04	12.12
	EER	W/W	3.31	3.29	3.57
	REEE	Wt/We	5.07	5.62	5.65
	REEE	Btu/h-W	17.30	19.17	19.28
Moisture Removal	l/h		1.3	2.0	2.6
Max. input consumption	W		1550	1350	2700
Max. current	A		9.5	9.0	12.9
Indoor fan motor	Output	W	18	30	45
	Speed (Hi/Mi/Lo)	rpm	1,380/1,250/1,065/900	1330/1180/1010/850	1,350/1,180/1,010/850
Indoor air flow (Hi/Mi/Lo)	m ³ /h		600//550/470/410	950/850/740/660	1200/1050/900/750
Indoor noise level (Hi/Mi/Lo)	dB(A)		44/42/36/31	46/44/41/38	51/48/43/39
Indoor dimension	Unit (WxHxD)	mm	876x298x194	940x316x224	1,082x330x233
	Packing (WxHxD)	mm	965x370x282	1,010x385x310	1,210x400x327
Indoor weight	Net	kg	10	11.5	13
	Gross	kg	13	14.5	16.5
Compressor	Type		Rotary	Rotary	Rotary
	Rated current(RLA)	A	2.8/2.6	7.1	5.60
	Locked rotor Amp(LRA)	A	--	25	/
	Refrigerant oil	ml	ALF68SZ 300	VG74 450	equivalent 770-2100
Outdoor fan motor	Output	W	25	40	69
	Speed	rpm	900	900	860
Outdoor air flow	m ³ /h		600	950	1200
Outdoor noise level	dB(A)		52	53	56
Refrigerant	Type		R-410A	R-410A	R-410A
	Charge	g	820	1,000	1,570
Refrigerant pipe	Liquid side	mm/inch	6.35/1/4	6.35/1/4	6.35/1/4
	Gas side	mm/inch	12.7/ 1/2	12.7/ 1/2	15.88/5/8
	Standard connection length	m	5	5	5
	Additional charge amount	g/m	15x(Length-5)	20x(Length-5)	20x(Length-5)
	Max. refrigerant pipe length	m	20	20	20
	Max. difference in level	m	10	10	15
Ambient temperature range	°C		-5~43	-5~43	-5~43
Qty' per 20' & 40' & 40HQ	Set		100/208/234	83/173/191	60/123/138

Specification (Heat Pump Unit)

YORK Set Model			YHKE12ZJMEXCORX	YHKE18ZJMEXCORX	YHKE24ZJMEXCORX
YORK Outdoor Model			YHKE12YJMEXCO-X	YHKE18YJMEXCO-X	YHKE24YJMEXCO-X
YORK Indoor Model			YHKE12XJMEXC-RX	YHKE18XJMEXC-RX	YHKE24XJMEXC-RX
Power supply		V-Ph-Hz	208 230V-1-60Hz	208 230V-1-60Hz	208 230V-1-60Hz
Power supply by		Side	Outdoor	Outdoor	Outdoor
Cooling	Capacity(Min-Max)	Btu/h	12,000(1,672-12,966)	18,000(3,400-19,000)	24,000(4,000-26,400)
	Capacity(Min-Max)	W	3,517(490-3,800)	5,275(996-5,569)	7,074(1,172-7,737)
	Power Input(Min-Max)	W	1,000(139-1,078)	1,400(300-1960)	1,950(390-2730)
	Rated current(Min-Max)	A	4.44(0.62-4.78)	6.2(1.4-9.1)	11(1.8-12.7)
	EER	Btu/h-W	12.00	12.86	12.31
	EER	W/W	3.58	3.83	3.63
	REEE	Wt/We	5.07	5.62	5.65
	REEE	Btu/h-W	17.30	19.17	19.28
Heating	Capacity(Min-Max)	Btu/h	12,283(1,709-13,273)	17,060(3,400-19,000)	22,076(4,000-24,300)
	Capacity(Min-Max)	W	3,600(501-3,890)	5,000(996-5,569)	6,470(1,172-7,122)
	Power Input(Min-Max)	W	970(134-1,045)	1,350(300-1,890)	2,050(390-2,870)
	Rated current(Min-Max)	A	4.3(0.59-4.63)	6.0(1.4-8.8)	11.5(1.8-13.3)
	COP	Btu/h-W	12.66	12.64	10.77
	COP	W/W	3.71	3.70	3.16
Moisture Removal		l/h	1.3	2.0	2.6
Max. input consumption		W	1,400	1,700	2,800
Max. current		A	10	9	15
Indoor fan motor	Output	W	13	30	45
	Speed (Hi/Mi/Lo)	rpm	1,600/1,180/1,010/850	1330/1180/1010/850	1,350/1,180/1,010/850
Indoor air flow (Hi/Mi/Lo)		m ³ /h	600//550/450/400	950/850/740/660	1200/1050/900/750
Indoor noise level (Hi/Mi/Lo)		dB(A)	44/41/36/31	46/44/41/38	51/48/43/39
Indoor dimension	Unit (WxHxD)	mm	876x298x194	986x315x225	1,121x329x231
	Packing (WxHxD)	mm	997x370x285	1,053x372x287	1,205x400x317
Indoor weight	Net	kg	10	12	14
	Gross	kg	12	15	18
Compressor	Type		Rotary	Rotary	Rotary
	Rated current(RLA)	A	5.5	4.2	5.2
	Locked rotor Amp(LRA)	A	/	30	29
	Refrigerant oil	ml	ESTER OIL VG74 ·300	68HES - Hor equivalent480 ·1650	ACS-68R or equivalent 770-2100
Outdoor fan motor	Output	W	25	69	69
	Speed	rpm	900	840	860
Outdoor air flow		m ³ /h	600	950	1200
Outdoor noise level		dB(A)	51	57	60
Refrigerant	Type		R-410A	R-410A	R-410A
	Charge	g	1,100	1,600	1,620
Refrigerant pipe	Liquid side	mm/inch	6.35/1/4	6.35/1/4	6.35/1/4
	Gas side	mm/inch	12.7/1/2	15.88/5/8	15.88/5/8
	Standard connection length	m	5	5	5
	Additional charge amount	g/m	15x(Length-5)	20x(Length-5)	20x(Length-5)
	Max. refrigerant pipe length	m	20	20	20
	Max. difference in level	m	10	10	15
Ambient temperature range		°C	-5~43	-5~43	-5~43
Qty' per 20' & 40' & 40HQ		Set	100/208/234	63/134/149	60/123/138

Nominal testing conditions:

Cooling - Indoor 26.7°C DB / 19.4°C WB & Outdoor 35°C DB / 23.9°C WB
 Heating - Indoor 21.1°C DB / 15.6°C WB & Outdoor 7°C DB / 6°C WB



Johnson Controls, the Johnson Controls logo, YORK are registered trademarks of Johnson Controls, Inc in the United States of America and other countries. Other trademarks used herein may be trademarks or registered trademarks of other companies.

FOR MORE INFORMATION CONTACT JOHNSONCONTROLS.COM

© 2020 Johnson Controls, Inc, P.O. Box 423, Milwaukee, WI 53201, All rights reserved worldwide.

PUBL-6991(0120)